



## Let's study.

- Parallelogram
- Tests of parallelogram
- Rhombus
- Rectangles
- Square
- Trapezium
- Mid point theorem



## Let's recall.

1.

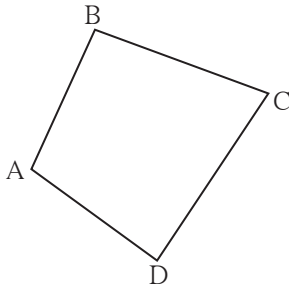


Fig. 5.1

Write the following pairs considering  $\square ABCD$

Pairs of adjacent sides:

- (1) ... , ... (2) ... , ...  
(3) ... , ... (4) ... , ...

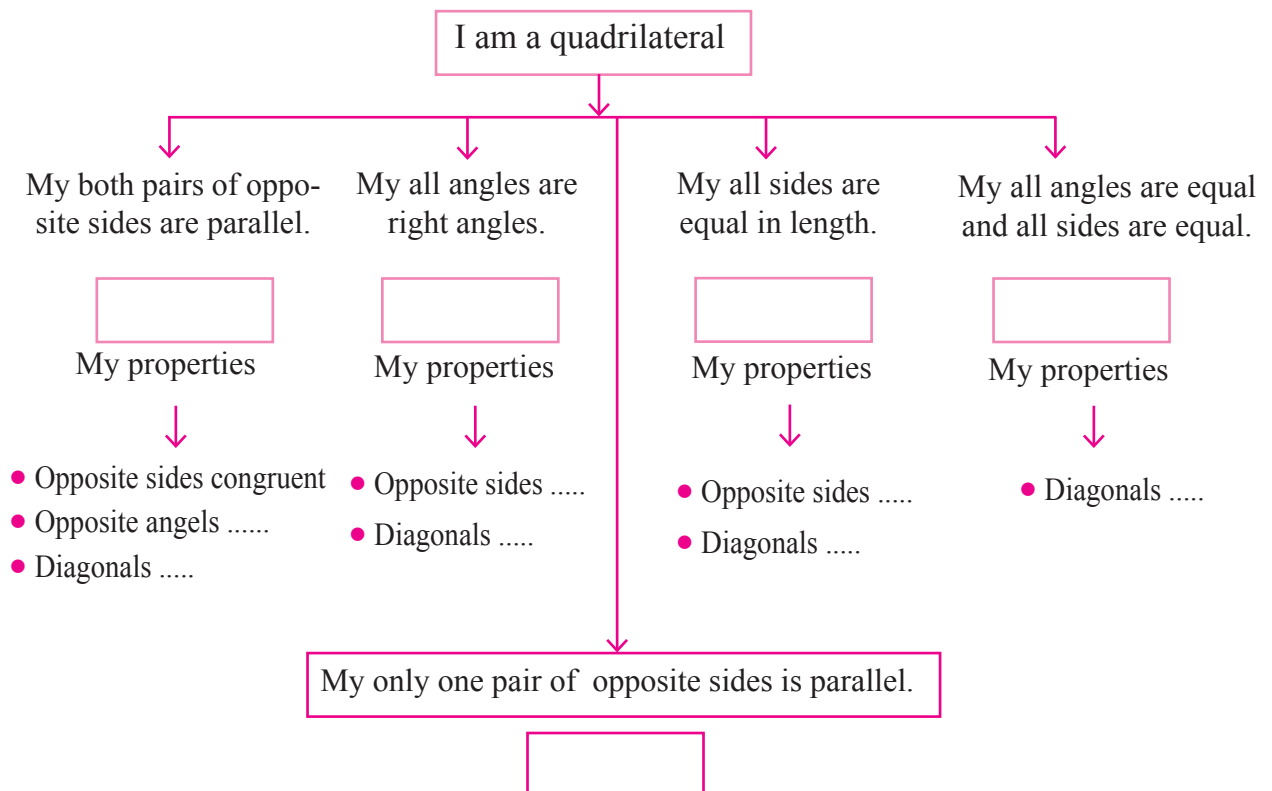
Pairs of adjacent angles :

- (1) ... , ... (2) ... , ...  
(3) ... , ... (4) ... , ...

Pairs of opposite sides (1) ..... , ..... (2) ..... , .....

Pairs of opposite angles (1) ..... , ..... (2) ..... , .....

Let's recall types of quadrilaterals and their properties .



A property proved logically is called a proof.



**Let's learn.**

A quadrilateral having both pairs of opposite sides parallel is called a parallelogram.

Suppose we have to draw a parallelogram  $\square ABCD$ .

- Let us draw seg AB and seg BC of any length and making an angle of any measure with each other.

**Fig. 5.2**

So constructed quadrilateral ABCD will be a parallelogram.

- Let us draw seg AB and seg BC of any length and making angle of any measure between them.

- Similarly draw an arc with centre C and radius AB intersecting the arc previously drawn.

**Fig. 5.3**

Quadrilateral so formed is a parallelogram ABCD

In the second method we have actually drawn  $\square ABCD$  in which opposite sides are equal. We will prove that a quadrilateral whose opposite sides are equal, is a parallelogram.

**Activity I** Draw five parallelograms by taking various measures of lengths and angles.

For the proving theorems on parallelogram, we use congruent triangles. To understand how they are used, let's do the following activity.

### Activity II

- Draw a parallelogram  $ABCD$  on a card sheet. Draw diagonal  $AC$ . Write the names of vertices inside the triangle as shown in the figure. Then cut it out.

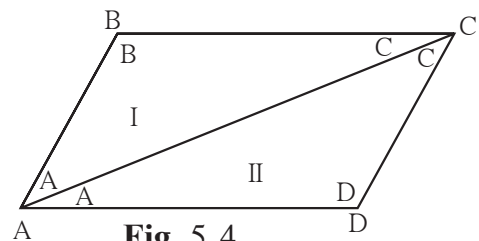
- Fold the quadrilateral on the diagonal  $AC$  and see whether  $\triangle ADC$  and  $\triangle CBA$  match with each other or not.

- Cut  $\square ABCD$  along diagonals  $AC$  and separate  $\triangle ADC$  and  $\triangle CBA$ . By rotating and flipping  $\triangle CBA$ , check whether it matches exactly with  $\triangle ADC$ . What did you find? Which sides of  $\triangle CBA$  match with which sides of  $\triangle ADC$ ? Which angles of  $\triangle CBD$  match with which angles of  $\triangle ADC$ ?

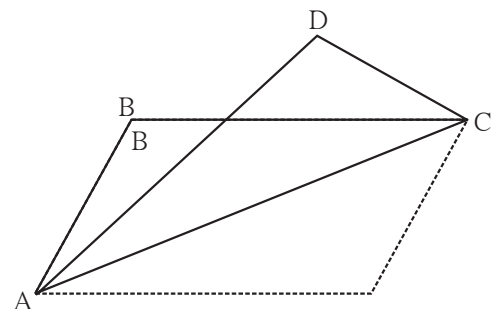
Side  $DC$  matches with side  $AB$  and side  $AD$  matches with side  $CB$ . Similarly  $\angle B$  matches with  $\angle D$ .

So we can see that opposite sides and angles of a parallelogram are congruent.

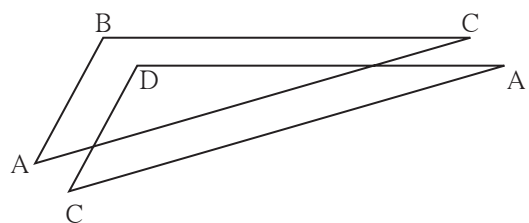
We will prove these properties of a parallelogram.



**Fig. 5.4**

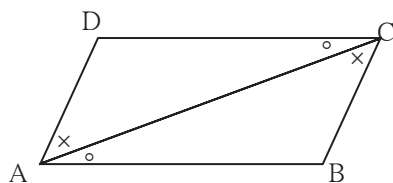


**Fig. 5.5**



**Fig. 5.6**

**Theorem 1.** Opposite sides and opposite angles of a parallelogram are congruent.



**Fig. 5.7**

**Given** :  $\square ABCD$  is a parallelogram.

It means side  $AB \parallel$  side  $DC$ ,

side  $AD \parallel$  side  $BC$ .

**To prove** :  $\text{seg } AD \cong \text{seg } BC$  ;  $\text{seg } DC \cong \text{seg } AB$   
 $\angle ADC \cong \angle CBA$ , and  $\angle DAB \cong \angle BCD$ .

**Construction** : Draw diagonal  $AC$ .

**Proof** :  $\text{seg } DC \parallel \text{seg } AB$  and diagonal  $AC$  is a transversal.

$\therefore \angle DCA \cong \angle BAC$  .....(1)

and  $\angle DAC \cong \angle BCA$  .....(2) } ..... alternate angles

Now , in  $\triangle ADC$  and  $\triangle CBA$ ,

$\angle DAC \cong \angle BCA$  ..... from (2)

$\angle DCA \cong \angle BAC$  ..... from (1)

$\text{seg } AC \cong \text{seg } CA$  ..... common side

$\therefore \triangle ADC \cong \triangle CBA$  ..... ASA test

$\therefore \text{side } AD \cong \text{side } CB$  ..... c.s.c.t.

and  $\text{side } DC \cong \text{side } AB$  ..... c.s.c.t.,

Also,  $\angle ADC \cong \angle CBA$  ..... c.a.c.t.

Similarly we can prove  $\angle DAB \cong \angle BCD$ .

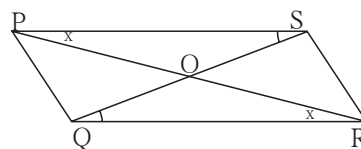


### Use your brain power!

In the above theorem, to prove  $\angle DAB \cong \angle BCD$ , is any change in the construction needed ? If so, how will you write the proof making the change ?

To know one more property of a parallelogram let us do the following activity.

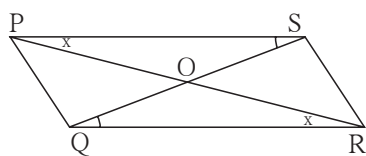
**Activity** : Draw a parallelogram  $PQRS$ . Draw diagonals  $PR$  and  $QS$ . Denote the intersection of diagonals by letter  $O$ . Compare the two parts of each diagonal with a divider. What do you find ?



**Fig. 5.8**



**Theorem :** Diagonals of a parallelogram bisect each other.



**Fig. 5.9**

**Given :**  $\square PQRS$  is a parallelogram. Diagonals PR and QS intersect in point O.

**To prove :**  $\text{seg } PO \cong \text{seg } RO$ ,  
 $\text{seg } SO \cong \text{seg } QO$ .

**Proof :** In  $\triangle POS$  and  $\triangle ROQ$

$\angle OPS \cong \angle ORQ$  ..... alternate angles

side PS  $\cong$  side RQ ..... opposite sides of parallelogram

$\angle PSO \cong \angle RQO$  ..... alternate angles

$\therefore \triangle POS \cong \triangle ROQ$  ..... ASA test

$\therefore \text{seg } PO \cong \text{seg } RO$  .....

and  $\text{seg } SO \cong \text{seg } QO$  ..... } ..... corresponding sides of congruent triangles



**Remember this !**

- Adjacent angles of a parallelogram are supplementary.
- Opposite sides of a parallelogram are congruent.
- Opposite angles of a parallelogram are congruent.
- Diagonals of a parallelogram bisect each other.

### Solved Examples

**Ex (1)**  $\square PQRS$  is a parallelogram.  $PQ = 3.5$ ,  $PS = 5.3$   $\angle Q = 50^\circ$  then find the lengths of remaining sides and measures of remaining angles.

**Solution :**  $\square PQRS$  is a parallelogram.

$\therefore \angle Q + \angle P = 180^\circ$  ..... interior angles are supplementary.

$\therefore 50^\circ + \angle P = 180^\circ$

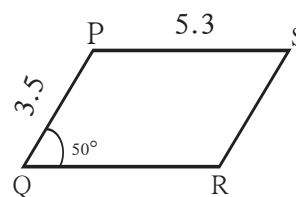
$\therefore \angle P = 180^\circ - 50^\circ = 130^\circ$

Now ,  $\angle P = \angle R$  and  $\angle Q = \angle S$  .....opposite angles of a parallelogram.

$\therefore \angle R = 130^\circ$  and  $\angle S = 50^\circ$

Similarly,  $PS = QR$  and  $PQ = SR$  .....opposite sides of a parallelogram.

$\therefore QR = 5.3$  and  $SR = 3.5$



**Fig. 5.10**

**Ex (2)** □ABCD is a parallelogram. If  $\angle A = (4x + 13)^\circ$  and  $\angle D = (5x - 22)^\circ$  then find the measures of  $\angle B$  and  $\angle C$ .

**Solution :** Adjacent angles of a parallelogram are supplementary.

$\angle A$  and  $\angle D$  are adjacent angles.

$$\therefore (4x + 13)^\circ + (5x - 22)^\circ = 180$$

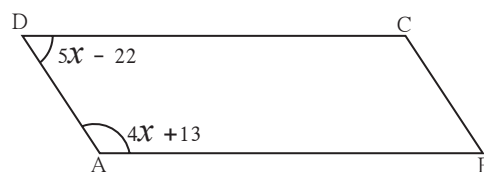
$$\therefore 9x - 9 = 180$$

$$\therefore 9x = 189$$

$$\therefore x = 21$$

$$\therefore \angle A = 4x + 13 = 4 \times 21 + 13 = 84 + 13 = 97^\circ$$

$$\angle D = 5x - 22 = 5 \times 21 - 22 = 105 - 22 = 83^\circ$$



**Fig. 5.11**

$$\therefore \angle C = 97^\circ$$

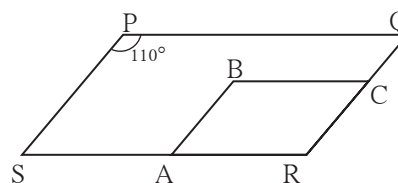
$$\therefore \angle B = 83^\circ$$

## Practice set 5.1

1. Diagonals of a parallelogram WXYZ intersect each other at point O. If  $\angle XYZ = 135^\circ$  then what is the measure of  $\angle XWZ$  and  $\angle YZW$  ?  
If  $l(OY) = 5$  cm then  $l(WY) = ?$
2. In a parallelogram ABCD, If  $\angle A = (3x + 12)^\circ$ ,  $\angle B = (2x - 32)^\circ$  then find the value of  $x$  and then find the measures of  $\angle C$  and  $\angle D$ .
3. Perimeter of a parallelogram is 150 cm. One of its sides is greater than the other side by 25 cm. Find the lengths of all sides.
4. If the ratio of measures of two adjacent angles of a parallelogram is 1 : 2, find the measures of all angles of the parallelogram.
- 5\*. Diagonals of a parallelogram intersect each other at point O. If  $AO = 5$ ,  $BO = 12$  and  $AB = 13$  then show that  $\square ABCD$  is a rhombus.

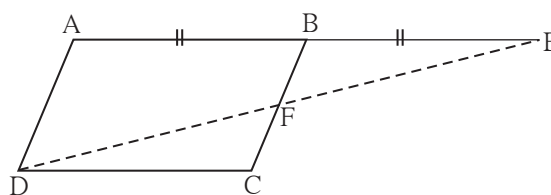
- 6.** In the figure 5.12,  $\square PQRS$  and  $\square ABCR$  are two parallelograms.

If  $\angle P = 110^\circ$  then find the measures of all angles of  $\square ABCR$ .



**Fig. 5.12**

7. In figure 5.13  $\square ABCD$  is a parallelogram. Point E is on the ray AB such that  $BE = AB$  then prove that line ED bisects seg BC at point F.



**Fig. 5.13**



### Let's recall.

#### Tests for parallel lines

1. If a transversal intersects two lines and a pair of corresponding angles is congruent then those lines are parallel.
2. If a transversal intersects two lines and a pair of alternate angles is congruent then those two lines are parallel.
3. If a transversal intersects two lines and a pair of interior angles is supplementary then those two lines are parallel.



### Let's learn.

#### Tests for parallelogram

Suppose, in  $\square PQRS$ ,  $PS = QR$  and  $PQ = SR$  and we have to prove that  $\square PQRS$  is a parallelogram. To prove it, which pairs of sides of  $\square PQRS$  should be shown parallel?

Which test can we use to show the sides parallel? Which line will be convenient as a transversal to obtain the angles necessary to apply the test?

**Theorem :** If pairs of opposite sides of a quadrilateral are congruent then that quadrilateral is a parallelogram.

**Given :** In  $\square PQRS$   
 side  $PS \cong$  side  $QR$   
 side  $PQ \cong$  side  $SR$

**To prove :**  $\square PQRS$  is a parallelogram.

**Construction :** Draw diagonal  $PR$ .

**Proof :** In  $\triangle SPR$  and  $\triangle QRP$   
 side  $PS \cong$  side  $QR$  .....given  
 side  $SR \cong$  side  $QP$  ..... given  
 side  $PR \cong$  side  $RP$  ..... common side  
 $\therefore \triangle SPR \cong \triangle QRP$  ..... sss test  
 $\therefore \angle SPR \cong \angle QRP$  ..... c.a.c.t.  
 Similarly,  $\angle PRS \cong \angle RPQ$  ..... c.a.c.t.  
 $\angle SPR$  and  $\angle QRP$  are alternate angles formed by the transversal  $PR$  of seg  $PS$  and seg  $QR$ .

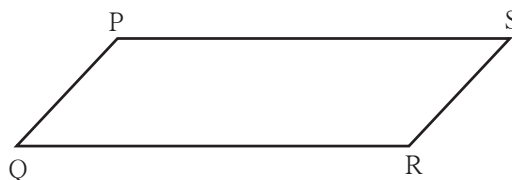


Fig. 5.14

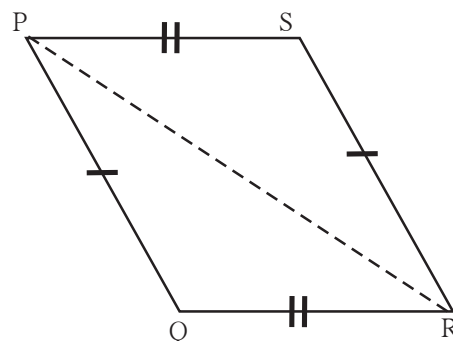


Fig. 5.15

$\therefore$  side PS  $\parallel$  side QR .....(I) alternate angles test for parallel lines.

Similarly  $\angle PRS$  and  $\angle RPQ$  are the alternate angles formed by transversal PR of seg PQ and seg SR.

$\therefore$  side PQ  $\parallel$  side SR .....(II) .....alternate angle test

$\therefore$  from (I) and (II)  $\square PQRS$  is a parallelogram.

On page 56, two methods to draw a parallelogram are given. In the second method actually we have drawn a quadrilateral of which opposite sides are equal. Did you now understand why such a quadrilateral is a parallelogram ?

**Theorem :** If both the pairs of opposite angles of a quadrilateral are congruent then it is a parallelogram.




Fig. 5.16

**Given :** In  $\square EFGH$   $\angle E \cong \angle G$   
and  $\angle \dots \cong \angle \dots$

**To prove :**  $\square EFGH$  is a .....

**Proof :** Let  $\angle E = \angle G = x$  and  $\angle H = \angle F = y$

Sum of all angles of a quadrilateral is .....

$\therefore \angle E + \angle G + \angle H + \angle F = \dots$

$\therefore x + y + \dots + \dots = \dots$

$\therefore \square x + \square y = \dots$

$\therefore x + y = 180^\circ$

$\therefore \angle G + \angle H = \dots$

$\angle G$  and  $\angle H$  are interior angles formed by transversal HG of seg HE and seg GF.

$\therefore$  side HE  $\parallel$  side GF ..... (I) interior angle test for parallel lines.

Similarly,  $\angle G + \angle F = \dots$

$\therefore$  side .....  $\parallel$  side ..... (II) interior angle test for parallel lines.

$\therefore$  From (I) and (II),  $\square EFGH$  is a .....



### Solved examples -

**Ex (1)** □PQRS is parallelogram. M is the midpoint of side PQ and N is the mid point of side RS. Prove that □PMNS and □MQRN are parallelograms.

**Given** : □ PQRS is a parallelogram.  
M and N are the midpoints of side PQ and side RS respectively.

**To prove** : □PMNS is a parallelogram.  
□MQRN is a parallelogram.

**Proof** : side PQ  $\parallel$  side SR

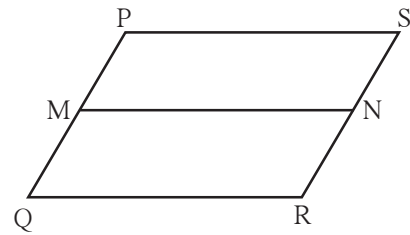
$\therefore$  side PM  $\parallel$  side SN ..... ( $\because$  P-M-Q; S-N-R) .....(I)  
side PQ  $\cong$  side SR.

$$\therefore \frac{1}{2} \text{ side PQ} = \frac{1}{2} \text{ side SR}$$

$\therefore$  side PM  $\cong$  side SN ..... ( $\because$  M and N are midpoints.).....(II)

$\therefore$  From (I) and (II), □PMNQ is a parallelogram,

Similarly, we can prove that □MQRN is parallelogram.



**Fig. 5.19**

**Ex (2)** Points D and E are the midpoints of side AB and side AC of  $\triangle ABC$  respectively.

Point F is on ray ED such that ED = DF. Prove that □AFBE is a parallelogram.

For this example write 'given' and 'to prove' and complete the proof given below.

**Given** : -----

**To prove** : -----

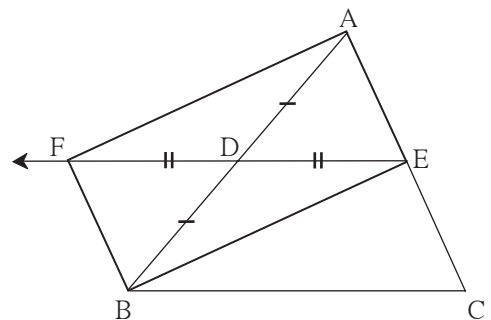
**Proof** : seg AB and seg EF are  of □AFBE.

seg AD  $\cong$  seg DB.....

seg   $\cong$  seg  .....construction.

$\therefore$  Diagonals of □AFBE  each other

$\therefore$  □AFBE is a parallelogram ...by  test.



**Fig. 5.20**

**Ex (3)** Prove that every rhombus is a parallelogram.

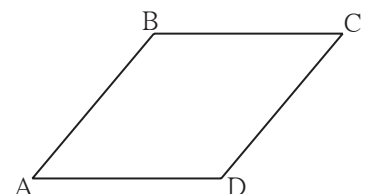
**Given** : □ABCD is a rhombus.

**To prove** : □ABCD is parallelogram.

**Proof** : seg AB  $\cong$  seg BC  $\cong$  seg CD  $\cong$  seg DA (given)

$\therefore$  side AB  $\cong$  side CD and side BC  $\cong$  side AD

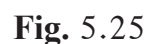
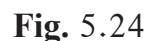
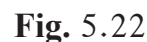
$\therefore$  □ABCD is a parallelogram..... opposite side test for parallelogram



**Fig. 5.21**

## Practice set 5.2

5. In figure 5.25, if points P, Q, R, S are on the sides of parallelogram such that  $AP = BQ = CR = DS$  then prove that  $\square PQRS$  is a parallelogram.



### Properties of rectangle, rhombus and square

Proofs of these properties are given in brief. Considering the steps in the given proofs, write the proofs in detail.

**Theorem :** Diagonals of a rectangle are congruent.

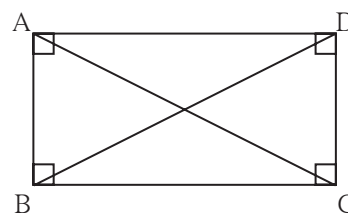
**Given :**  $\square ABCD$  is a rectangle.

**To prove :** Diagonal  $AC \cong$  diagonal  $BD$

**Proof :** Complete the proof by giving suitable reasons.

$\triangle ADC \cong \triangle DAB$  ..... SAS test

$\therefore$  diagonal  $AC \cong$  diagonal  $BD$ ..... c.s.c.t.



**Fig. 5.26**

**Theorem :** Diagonals of a square are congruent.

Write 'Given', 'To prove' and 'proof' of the theorem.

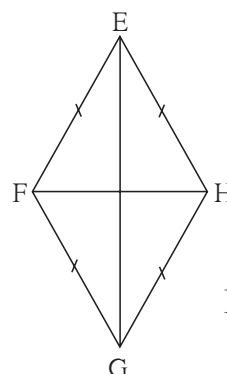
**Theorem :** Diagonals of a rhombus are perpendicular bisectors of each other.

**Given :**  $\square EFGH$  is a rhombus

**To prove :** (i) Diagonal  $EG$  is the perpendicular bisector of diagonal  $HF$ .

(ii) Diagonal  $HF$  is the perpendicular bisector of diagonal  $EG$ .

**Proof :** (i)  $\left. \begin{array}{l} \text{seg } EF \cong \text{seg } EH \\ \text{seg } GF \cong \text{seg } GH \end{array} \right\} \text{ given}$



**Fig. 5.27**

Every point which is equidistant from end points of a segment is on the perpendicular bisector of the segment.

$\therefore$  point  $E$  and point  $G$  are on the perpendicular bisector of seg  $HF$ .

One and only one line passes through two distinct points.

$\therefore$  line  $EG$  is the perpendicular bisector of diagonal  $HF$ .

$\therefore$  diagonal  $EG$  is the perpendicular bisector of diagonal  $HF$ .

(ii) Similarly, we can prove that diagonal  $HF$  is the perpendicular bisector of  $EG$ .

Write the proofs of the following statements.

- Diagonals of a square are perpendicular bisectors of each other.
- Diagonals of a rhombus bisect its opposite angles.
- Diagonals of a square bisect its opposite angles.



### Remember this !

- Diagonals of a rectangle are congruent.
- Diagonals of a square are congruent.
- Diagonals of a rhombus are perpendicular bisectors of each other.
- Diagonals of a rhombus bisect the pairs of opposite angles.
- Diagonals of a square are perpendicular bisectors of each other.
- Diagonals of a square bisect opposite angles.



### Practice set 5.3

1. Diagonals of a rectangle ABCD intersect at point O. If  $AC = 8$  cm then find the length of BO and if  $\angle CAD = 35^\circ$  then find the measure of  $\angle ACB$ .
2. In a rhombus PQRS if  $PQ = 7.5$  then find the length of QR.  
If  $\angle QPS = 75^\circ$  then find the measure of  $\angle PQR$  and  $\angle SRQ$ .
3. Diagonals of a square IJKL intersect at point M, Find the measures of  $\angle IMJ$ ,  $\angle JIK$  and  $\angle LJK$ .
4. Diagonals of a rhombus are 20 cm and 21 cm respectively, then find the side of rhombus and its perimeter.
5. State with reasons whether the following statements are 'true' or 'false'.
  - (i) Every parallelogram is a rhombus.
  - (ii) Every rhombus is a rectangle.
  - (iii) Every rectangle is a parallelogram.
  - (iv) Every square is a rectangle.
  - (v) Every square is a rhombus.
  - (vi) Every parallelogram is a rectangle.



Let's learn.

#### Trapezium

When only one pair of opposite sides of a quadrilateral is parallel then the quadrilateral is called a trapezium.

In the adjacent figure only side AB and side DC of  $\square ABCD$  are parallel to each other. So this is a trapezium.  $\angle A$  and  $\angle D$  is a pair of adjacent angles and so is the pair of  $\angle B$  and  $\angle C$ . Therefore by property of parallel lines both the pairs are supplementary.

If non-parallel sides of a trapezium are congruent then that quadrilateral is called as an **Isoceles trapezium**.

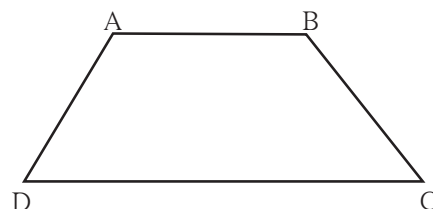


Fig. 5.28

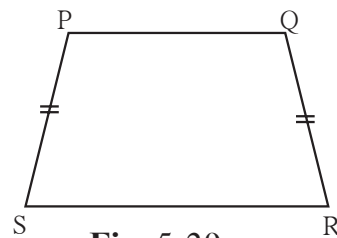


Fig. 5.29

**The segment joining the midpoints of non parallel sides of a trapezium is called the median of the trapezium.**

## Solved examples

**Ex (1)** Measures of angles of  $\square ABCD$  are in the ratio 4 : 5 : 7 : 8. Show that  $\square ABCD$  is a trapezium.

**Solution :** Let measures of  $\angle A$ ,  $\angle B$ ,  $\angle C$  and  $\angle D$  are  $(4x)^\circ$ ,  $(5x)^\circ$ ,  $(7x)^\circ$ , and  $(8x)^\circ$  respectively.

Sum of all angles of a quadrilateral is  $360^\circ$ .

$$\therefore 4x + 5x + 7x + 8x = 360$$

$$\therefore 24x = 360 \quad \therefore x = 15$$

$$\angle A = 4 \times 15 = 60^\circ, \quad \angle B = 5 \times 15 = 75^\circ, \quad \angle C = 7 \times 15 = 105^\circ,$$

$$\text{and } \angle D = 8 \times 15 = 120^\circ$$

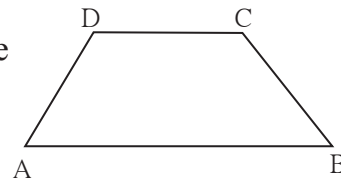
$$\text{Now, } \angle B + \angle C = 75^\circ + 105^\circ = 180^\circ$$

$$\therefore \text{side } CD \parallel \text{side } BA \dots\dots (I)$$

$$\text{But } \angle B + \angle A = 75^\circ + 60^\circ = 135^\circ \neq 180^\circ$$

$$\therefore \text{side } BC \text{ and side } AD \text{ are not parallel } \dots\dots (II)$$

$$\therefore \square ABCD \text{ is a trapezium. } \dots\dots [\text{from (I) and (II)}]$$



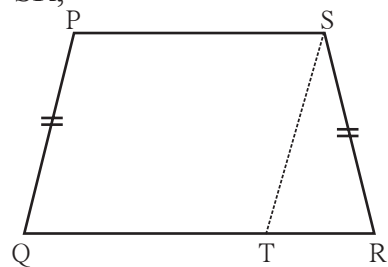
**Fig. 5.30**

**Ex (2)** In  $\square PQRS$ , side  $PS \parallel$  side  $QR$  and side  $PQ \cong$  side  $SR$ , side  $QR >$  side  $PS$  then prove that  $\angle PQR \cong \angle SRQ$

**Given :** In  $\square PQRS$ , side  $PS \parallel$  side  $QR$ ,  
side  $PQ \cong$  side  $SR$  and side  $QR >$  side  $PS$ .

**To prove :**  $\angle PQR \cong \angle SRQ$

**Construction :** Draw the segment parallel to side  $PQ$  through the point  $S$  which intersects side  $QR$  in  $T$ . **Fig. 5.31**



**Proof :** In  $\square PQRS$ ,

seg  $PS \parallel$  seg  $QT$  .....given

seg  $PQ \parallel$  seg  $ST$  .....construction

$\therefore \square PQTS$  is a parallelogram

$\therefore \angle PQT \cong \angle STR$  ..... corresponding angles (I)

and seg  $PQ \cong$  seg  $ST$  .....opposite sides of parallelogram

But seg  $PQ \cong$  seg  $SR$  .....given

$\therefore$  seg  $ST \cong$  seg  $SR$

$\therefore \angle STR \cong \angle SRT$ .....isosceles triangle theorem (II)

$\therefore \angle PQT \cong \angle SRT$  .....[from (I) and (II)]

$\therefore \angle PQR \cong \angle SRQ$

Hence, it is proved that base angles of an isosceles trapezium are congruent.

### Practice set 5.4

1. In  $\square IJKL$ , side  $IJ \parallel$  side  $KL$   $\angle I = 108^\circ$   $\angle K = 53^\circ$  then find the measures of  $\angle J$  and  $\angle L$ .
2. In  $\square ABCD$ , side  $BC \parallel$  side  $AD$ , side  $AB \cong$  side  $DC$  If  $\angle A = 72^\circ$  then find the measures of  $\angle B$ , and  $\angle D$ .
3. In  $\square ABCD$ , side  $BC <$  side  $AD$  (Figure 5.32)  
side  $BC \parallel$  side  $AD$  and if  
side  $BA \cong$  side  $CD$   
then prove that  $\angle ABC \cong \angle DCB$ .

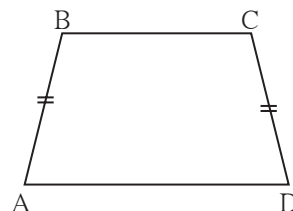


Fig. 5.32



Let's learn.

### Theorem of midpoints of two sides of a triangle

**Statement :** The segment joining midpoints of any two sides of a triangle is parallel to the third side and half of it.

**Given :** In  $\triangle ABC$ , point P is the midpoint of seg AB and point Q is the midpoint of seg AC.

**To prove :** seg PQ  $\parallel$  seg BC

$$\text{and } PQ = \frac{1}{2} BC$$

**Construction :** Produce seg PQ upto R such that PQ = QR  
Draw seg RC.

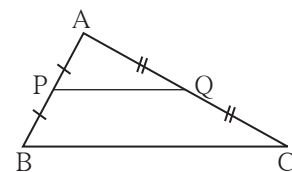


Fig. 5.33

**Proof :** In  $\triangle AQP$  and  $\triangle CQR$

seg PQ  $\cong$  seg QR ..... construction

seg AQ  $\cong$  seg QC ..... given

$\angle AQP \cong \angle CQR$  ..... vertically opposite angles.

$\therefore \triangle AQP \cong \triangle CQR$  ..... SAS test

$\angle PAQ \cong \angle RCQ$  ..... (1) c.a.c.t.

$\therefore$  seg AP  $\cong$  seg CR .....(2) c.s.c.t.

From (1) line AB  $\parallel$  line CR.....alternate angle test

from (2) seg AP  $\cong$  seg CR

Now, seg AP  $\cong$  seg PB  $\cong$  seg CR and seg PB  $\parallel$  seg CR

$\therefore$   $\square PBCR$  is a parallelogram.

$\therefore$  seg PQ  $\parallel$  seg BC and PR = BC ..... opposite sides are congruent

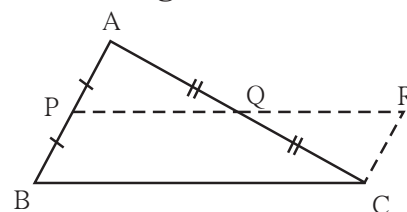


Fig. 5.34

$$\therefore PQ = \frac{1}{2} BC \quad \because PR = BC$$

**Theorem :** If a line drawn through the midpoint of one side of a triangle and parallel to the other side then it bisects the third side.

**Given** : Point D is the midpoint of side AB of  $\Delta$  ABC. Line  $l$  passing through the point D and parallel to side BC intersects side AC in point E.

**Construction :** Draw a line parallel to seg AB passing through the point C. Name the point of intersection where this line and line  $l$  will intersect as F.

**Ex (1)** Points E and F are mid points of seg AB and seg AC of  $\Delta$  ABC respectively. If EF = 5.6 then find the length of BC.

$$EF = \frac{1}{2} BC \text{ .....midpoint theorem}$$

$$5.6 = \frac{1}{2} \text{ BC} \quad \therefore \text{BC} = 5.6 \times 2 = 11.2$$

A diagram of a triangle  $ABC$  with vertices  $A$  at the top,  $B$  at the bottom left, and  $C$  at the bottom right. A line segment  $EF$  is drawn parallel to the base  $BC$ , where  $E$  is on side  $AB$  and  $F$  is on side  $AC$ . The segment  $EF$  is represented by a dashed line.

**Given** :  $\square ABCD$  is a quadrilateral.  
P, Q, R, S are midpoints of the  
sides AB, BC, CD and AD  
respectively.

**Construction :** Draw diagonal BD

**Proof** : In  $\triangle ABD$ , the midpoint of side AD is S and the midpoint of side AB is P.  
 $\therefore$  by midpoint theorem,  $PS \parallel DB$  and  $PS = \frac{1}{2} BD$  ..... (1)  
 In  $\triangle DBC$  point Q and R are midpoints of side BC and side DC respectively.  
 $\therefore QR \parallel BD$  and  $QR = \frac{1}{2} BD$  .....by midpoint theorem (2)  
 $\therefore PS \parallel QR$  and  $PS = QR$  ..... from (1) and (2)  
 $\therefore \square PQRS$  is a parallelogram.

### Practice set 5.5

1. In figure 5.38, points X, Y, Z are the midpoints of side AB, side BC and side AC of  $\triangle ABC$  respectively.  $AB = 5$  cm,  $AC = 9$  cm and  $BC = 11$  cm. Find the length of XY, YZ, XZ.

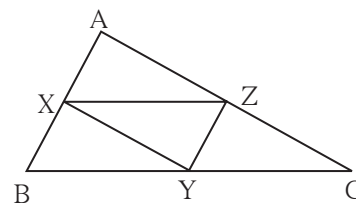


Fig. 5.38

2. In figure 5.39,  $\square PQRS$  and  $\square MNRL$  are rectangles. If point M is the midpoint of side PR then prove that, (i)  $SL = LR$ , (ii)  $LN = \frac{1}{2} SQ$ .

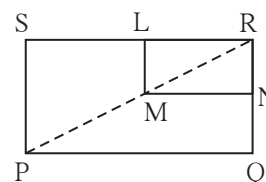


Fig. 5.39

3. In figure 5.40,  $\triangle ABC$  is an equilateral triangle. Points F, D and E are midpoints of side AB, side BC, side AC respectively. Show that  $\triangle FED$  is an equilateral triangle.

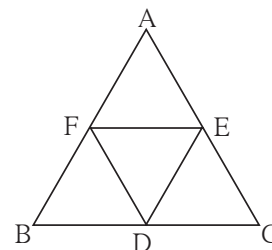


Fig. 5.40

4. In figure 5.41, seg PD is a median of  $\triangle PQR$ . Point T is the mid point of seg PD. Produced QT intersects PR at M. Show that  $\frac{PM}{PR} = \frac{1}{3}$ .  
 [Hint : draw  $DN \parallel QM$ .]

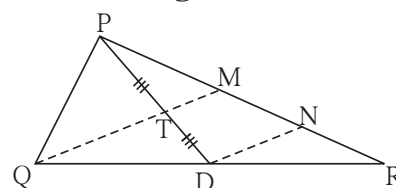


Fig. 5.41

### Problem set 5

1. Choose the correct alternative answer and fill in the blanks.  
 (i) If all pairs of adjacent sides of a quadrilateral are congruent then it is called ....  
 (A) rectangle (B) parallelogram (C) trapezium, (D) rhombus

(ii) If the diagonal of a square is  $12\sqrt{2}$  cm then the perimeter of square is .....

(A) 24 cm (B)  $24\sqrt{2}$  cm (C) 48 cm (D)  $48\sqrt{2}$  cm

(iii) If opposite angles of a rhombus are  $(2x)^\circ$  and  $(3x - 40)^\circ$  then value of  $x$  is ...

(A)  $100^\circ$  (B)  $80^\circ$  (C)  $160^\circ$  (D)  $40^\circ$

2. Adjacent sides of a rectangle are 7 cm and 24 cm. Find the length of its diagonal.

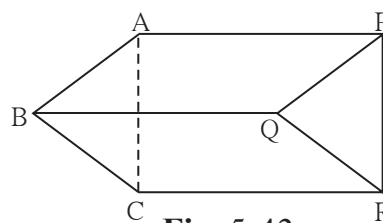
3. If diagonal of a square is 13 cm then find its side.

4. Ratio of two adjacent sides of a parallelogram is 3 : 4, and its perimeter is 112 cm. Find the length of its each side.

5. Diagonals PR and QS of a rhombus PQRS are 20 cm and 48 cm respectively. Find the length of side PQ.

6. Diagonals of a rectangle PQRS are intersecting in point M. If  $\angle QMR = 50^\circ$  then find the measure of  $\angle MPS$ .

7. In the adjacent Figure 5.42, if  
 $\text{seg } AB \parallel \text{seg } PQ$ ,  $\text{seg } AB \cong \text{seg } PQ$ ,  
 $\text{seg } AC \parallel \text{seg } PR$ ,  $\text{seg } AC \cong \text{seg } PR$   
 then prove that,  
 $\text{seg } BC \parallel \text{seg } QR$  and  $\text{seg } BC \cong \text{seg } QR$ .

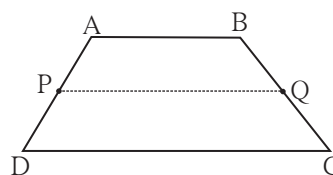


**Fig. 5.42**

8\*. In the Figure 5.43,  $\square ABCD$  is a trapezium.  
 $AB \parallel DC$ . Points P and Q are midpoints  
 of seg AD and seg BC respectively.

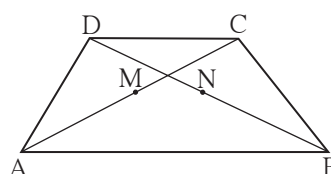
Then prove that,  $PQ \parallel AB$  and

$$PQ = \frac{1}{2}(AB + DC).$$



**Fig. 5.43**

9. In the adjacent figure 5.44,  $\square ABCD$  is a trapezium.  $AB \parallel DC$ . Points M and N are midpoints of diagonal AC and DB respectively then prove that  $MN \parallel AB$ .



**Fig. 5.44**

### Activity

#### To verify the different properties of quadrilaterals

**Material :** A piece of plywood measuring about  $15\text{ cm} \times 10\text{ cm}$ , 15 thin screws, twine, scissors.

**Note :** On the plywood sheet, fix five screws in a horizontal row keeping a distance of 2cm between any two adjacent screws. Similarly make two more rows of screws exactly below the first one. Take care that the vertical distance between any two adjacent screws is also 2cm.

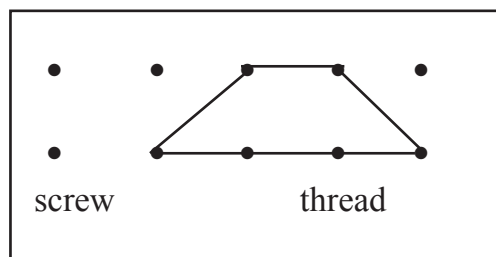


Fig. 5.45

With the help of the screws, make different types of quadrilaterals of twine. Verify the properties of sides and angles of the quadrilaterals.

### Additional information

**You know the property that the point of concurrence of medians of a triangle divides the medians in the ratio 2 : 1. Proof of this property is given below.**

**Given :** seg AD and seg BE are the medians of  $\triangle ABC$  which intersect at point G.

**To prove:**  $AG : GD = 2 : 1$

**Construction :** Take point F on ray AD such that  $G-D-F$  and  $GD = DF$

**Proof :** Diagonals of  $\square BGCF$  bisect each other

.... given and construction

$\therefore \square BGCF$  is a parallelogram.

$\therefore \text{seg BE} \parallel \text{seg FC}$

Now point E is the midpoint of side AC of  $\triangle AFC$  . .... given

$\text{seg EB} \parallel \text{seg FC}$

Line passing through midpoint of one side and parallel to the other side bisects the third side.

$\therefore$  point G is the midpoint of side AF.

$\therefore AG = GF$

But  $GF = 2GD$  ..... construction

$\therefore AG = 2GD$

$\therefore \frac{AG}{GD} = \frac{2}{1}$  i.e.  $AG : GD = 2 : 1$

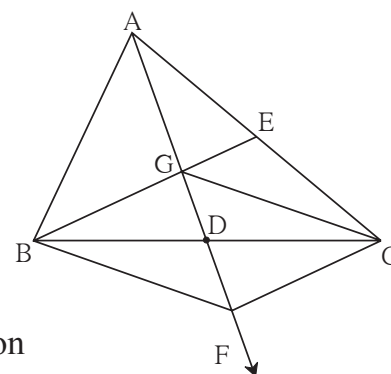


Fig. 5.46